

**46 SOUTH STREET
DORCHESTER
DT1 1DQ**

Gross Internal Area

	Sq Ft	Sq M
GROUND FLOOR	2191	203.54
FIRST FLOOR	2436	226.30
Total	4627	429.85

Net Internal Area

	Sq Ft	Sq M
GROUND FLOOR	2022	187.84
FIRST FLOOR	1966	182.64
Total	3988	370.49

Gross Internal Area Shop

	Sq Ft	Sq M
GROUND FLOOR	2116	196.58
FIRST FLOOR	1391	129.22
Total	3507	325.80

Net Internal Area Shop

	Sq Ft	Sq M
GROUND FLOOR	2022	187.84
FIRST FLOOR	990	91.97
Total	3012	279.81

Gross Internal Area Flat

	Sq Ft	Sq M
GROUND FLOOR	42	3.90
FIRST FLOOR	1028	95.50
Total	1070	99.40

Net Internal Area Flat

	Sq Ft	Sq M
FIRST FLOOR	976	90.67
Total	976	90.67

Zoned Internal Area - Ground Floor

	Sq Ft	Sq M
Zone A	554	51.47
Zone B	551	51.19
Zone C	442	41.06
Remainder	475	44.13
Total	2022	187.84

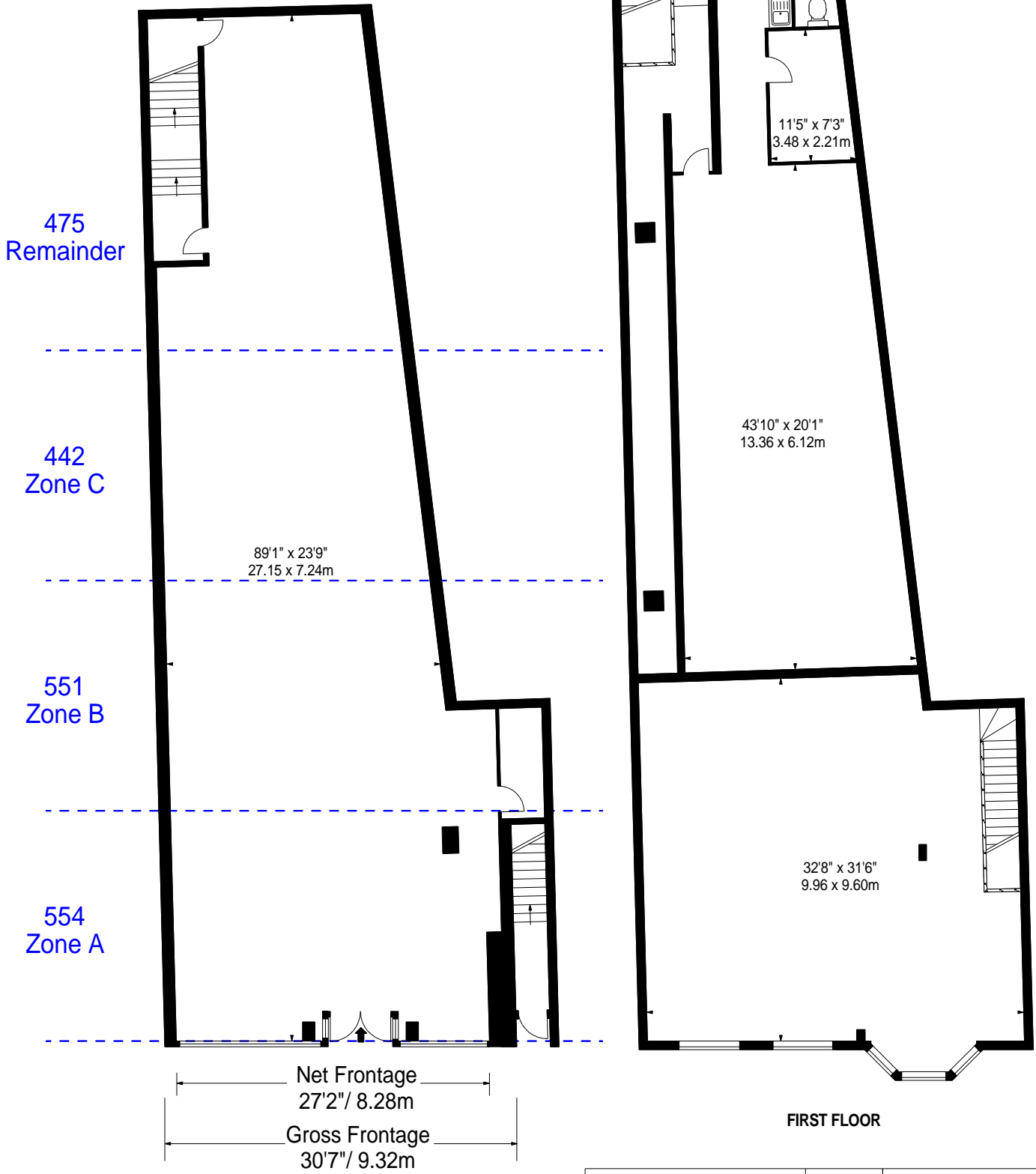
Frontages



	ft	m
Net Frontage	27'2"	8.28
Gross Frontage	30'7"	9.32



www.bkrffloorplans.co.uk

15-Sep-23



Property Details:		Surveyed and Drawn By:
46 SOUTH STREET DORCHESTER DT1 1DQ		 Hideaway Work Space 1 Empire Mews London SW16 2BF
SCALE - 1:150 @ A4	REFERENCE NUMBER :	Tel: 0345 257 2023 info@bkrfloorplans.co.uk www.bkrfloorplans.co.uk
Plans Drawn: 15.09.2023		© BKR 2023

APPROX. NET INTERNAL AREA *
3988 Ft² - 370.49 M²

APPROX. GROSS INTERNAL AREA *
4627 Ft² - 429.85 M²